



Controller's Office

Civics 101

September 25, 2024

Controller's Office

- What does Controller's Office do?
 - Mission Statement
 - Role and Operations

- How do County's finances look?
 - Revenues
 - Expenditures
 - Assets and Liabilities



Controller's Office Mission Statement

Promote the County's operational effectiveness and ensure its financial transparency and integrity by providing quality accounting, audit, and financial reporting services.

Role of Controller's Office

- Provide Accounting Functions & Services
- Ensure Transparent Financial Activities
- Assess Operations for Effectiveness and Efficiency
- Serve Customers Within/Outside County Government

Operations – Department Divisions

- General Accounting & Accounts Payable
- Payroll
- Property Tax
- Internal Audit
- Controller Information Systems
- Finance and Administration



Highlights

FY 2022-23



Government Finance Officers Association

Award for
Outstanding
Achievement in
Popular Annual
Financial Reporting

Presented to

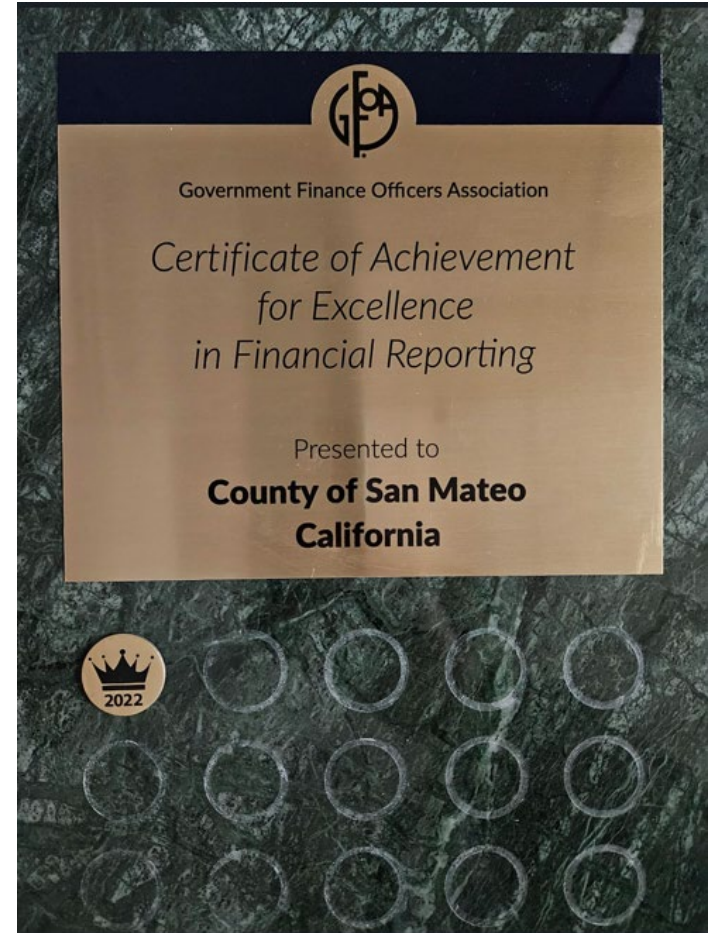
**County of San Mateo
California**

For its Annual Financial Report
For the Fiscal Year Ended

June 30, 2022

Christopher P. Morill

Executive Director/CEO



Highlights

FY 2022-23

- Received GFOA Award for ACFR for 24 consecutive years
- Received GFOA Award for Financial Highlights report for 21 consecutive years
- Published annual Property Tax Highlights report
- Upgraded financial, property tax, timekeeping and payroll systems
- Performed internal control audits of programs and information systems

Revenues

(in millions)

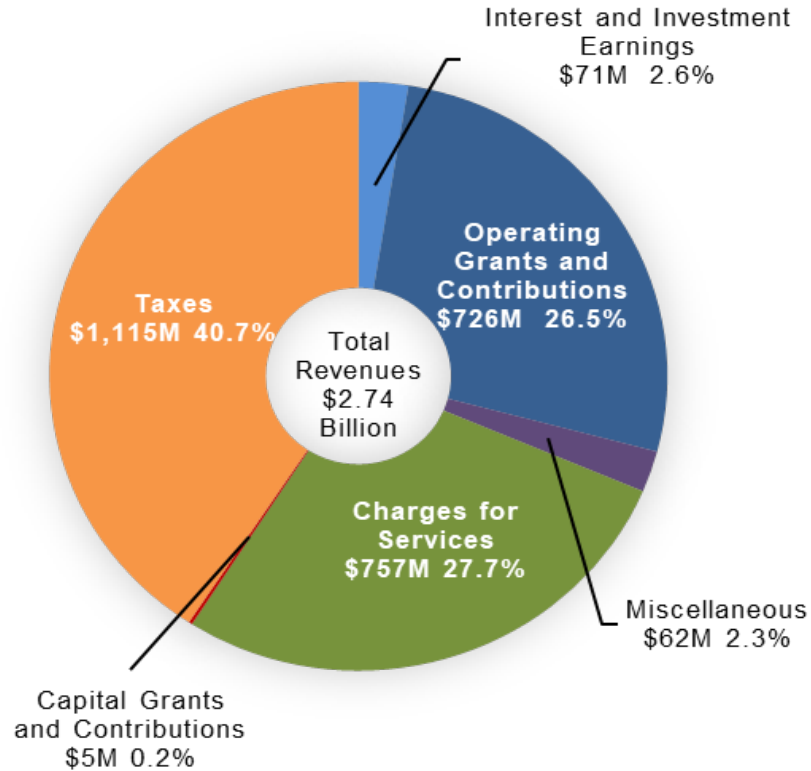
FY 2022-23

➤ Taxes	\$1,115
➤ Grants and Contributions	732
➤ Charges for Services	757
➤ Interest, Investments and Miscellaneous	<u>133</u>
Total Revenues	<u>\$2,737</u>



Where did the County get revenues from? FY 2022-23

M = millions



Expenditures

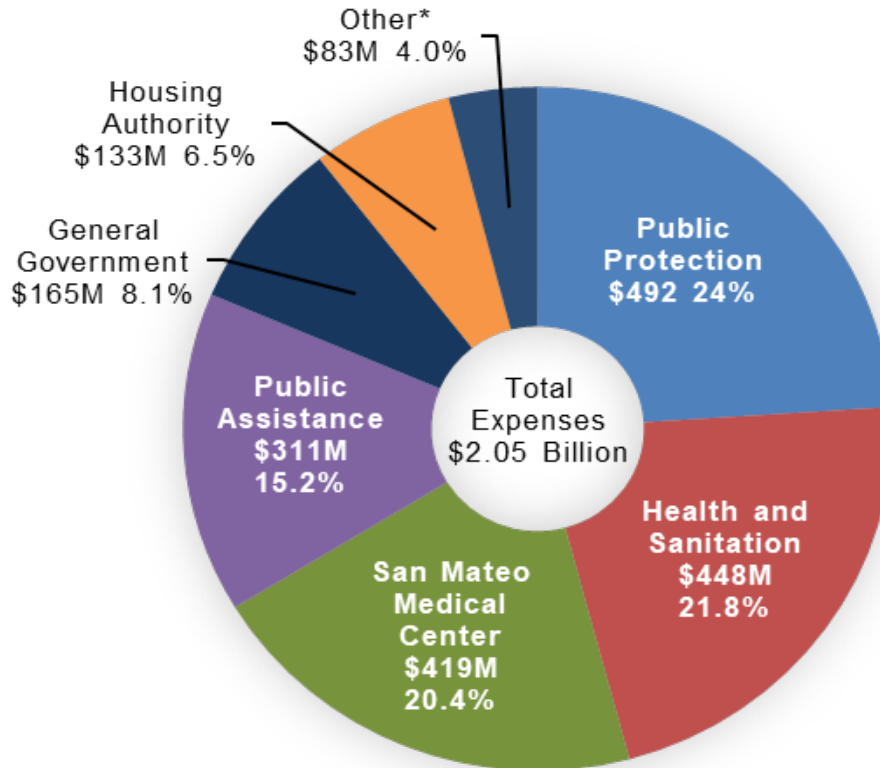
(in millions)
FY 2022-23

➤ Health	\$ 867
➤ Public Safety	492
➤ Public Assistance	311
➤ General Government	165
➤ Housing	133
➤ Public Ways and Facilities	30
➤ Recreation	23
➤ Other	<u>30</u>
Total Expenditures	<u>\$2,051</u>



Where did the County spend money? FY 2022-23

M = millions



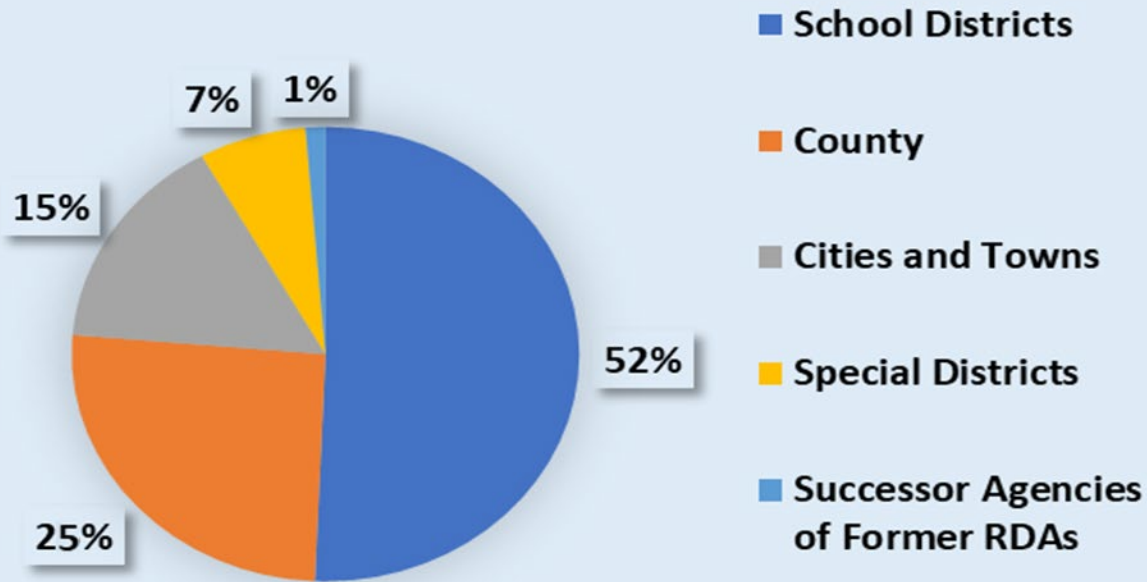
Assets and Liabilities

(in millions)
FY 2022-23

➤ Current and other assets	\$3,902
➤ Leased assets	90
➤ Capital assets	<u>1,702</u>
Total Assets	<u>5,694</u>
➤ Long term liabilities	953
➤ Leased liabilities	93
➤ Net pension liability	693
➤ Net OPEB liability	68
➤ Other liabilities	<u>430</u>
Total Liabilities	<u>2,237</u>
Net Deferred outflows/Inflows	<u>697</u>
Total Net Position (assets - liab.+ net def.)	<u>\$4,154</u>



Where Did the 1% General Tax Go?



Total Levied Taxes - \$3.6 billion

1% General Tax
\$2.9 billion

Voter Approved Debt
\$316 million

Special Charges
\$374 million



Total Countywide Property Tax Revenues Distributed

FY 2022-23

Description	1% General Tax	Debt Service	Special Charges	Totals
County (1)	\$ 797,334,485	\$ -	\$ -	\$ 797,334,485
Cities (19)	477,750,564	8,939,272	239,260,730	725,950,566
Special Districts (83)	327,099,675	2,755,265	78,389,907	408,244,847
Schools (25)	1,374,588,156	318,271,229	54,760,461	1,747,619,846
RDA's (12)	33,381,255			33,381,255
Total (140)	\$ 3,010,154,135	\$ 329,965,766	\$ 372,411,098	\$ 3,712,530,999



CONTROLLER'S OFFICE

Questions?

COUNTY OF **SAN MATEO**

